

OCTOBER



SINGLE FAMILY



CONDOMINIUMS



VACANT LAND

MEDIAN SALES PRICE	2017	\$713,000 ▲	\$515,000 ▲	\$435,000 ▲
	2016	\$624,000	\$440,000	\$257,035

CLOSED SALES	2017	49 ▲	56 ▲	21 ▲
	2016	37	31	12

NEW ACTIVE LISTINGS	2017	37 ▼	21 ▼	6 ▼
	2016	38	22	19

VOLUME SALES	2017	\$41,867,090 ▲	\$28,930,205 ▲	\$14,285,000 ▲
	2016	\$29,217,440	\$14,089,100	\$3,959,070

OCT 2017	OCT 2016	OCT 2017	OCT 2016
Closed Sales	Closed Sales	Median Price	Median Price

SINGLE FAMILY HOMES

Waimea	3	2	\$499,000	\$264,472
Koloa	18	17	\$723,500	\$649,000
Lihue	4	1	\$544,500	\$300,000
Kawaihau	12	11	\$553,000	\$527,000
Hanalei	12	6	\$1,050,000	\$882,500

CONDOMINIUMS

Waimea	0	0	\$0	\$0
Koloa	23	9	\$804,000	\$621,000
Lihue	14	10	\$249,750	\$215,800
Kawaihau	9	4	\$235,000	\$354,500
Hanalei	10	8	\$414,000	\$576,000

VACANT LAND

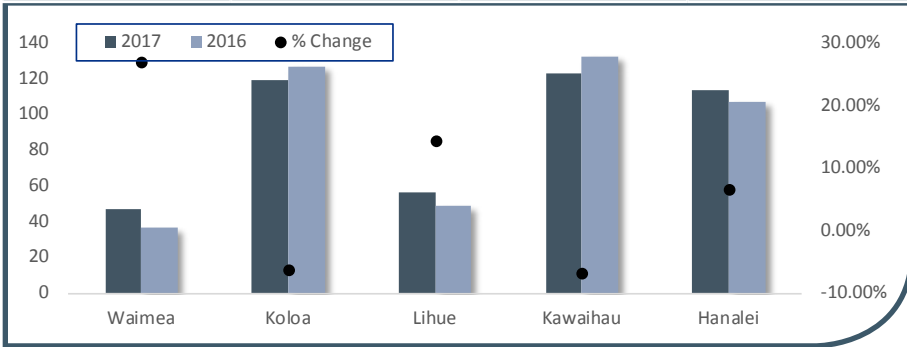
Waimea	0	0	\$0	\$0
Koloa	6	4	\$305,000	\$272,500
Lihue	3	0	\$375,000	\$0
Kawaihau	6	8	\$352,500	\$252,035
Hanalei	6	0	\$810,000	\$0

All information taken from Kauai Board of Realtors & Hawaii Information Services. MLS Sales Data information shown herein, while not guaranteed, is derived from sources deemed reliable. Old Republic Title is providing this information as a free customer service and makes no warranties or representations as to its accuracy. Data sourced on November 1, 2017.

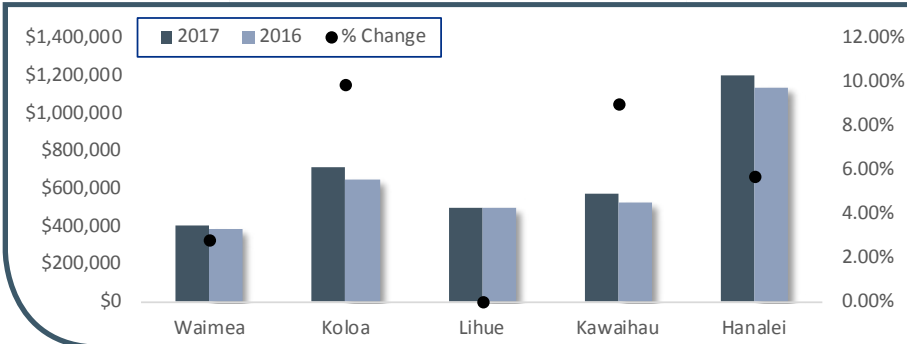
KOLOA				KAPAA						
	Bea Jeal VP, Kauai Manager, Escrow Officer BJeal@ortc.com	Kim Wallis Escrow Officer KWallis@ortc.com	Chelsey Valdez Escrow Assistant CValdez@ortc.com		Preston Brede VP, Branch Manager, Escrow Officer PBrede@ortc.com	Rochelle Keoho Escrow Officer RKeoho@ortc.com	Chasitee Kimura Escrow Assistant CKimura@ortc.com	Alison Watanabe Escrow Assistant AWatanabe@ortc.com	Allison Zarbaugh Escrow Assistant azarbaugh@ortc.com	LEAH RAGSAC Account Executive LRagsac@ortc.com Cell 808-212-4086



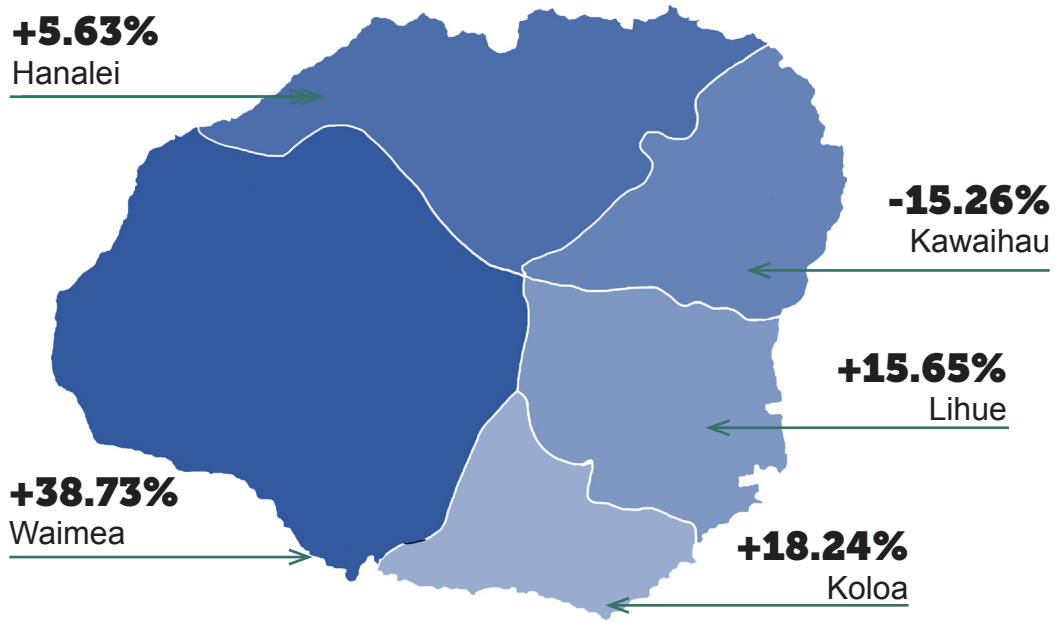
CLOSED SALES	2017	2016	% Change
Waimea	47	37	27.03%
Koloa	119	127	-6.30%
Lihue	56	49	14.29%
Kawaihau	123	132	-6.82%
Hanalei	114	107	6.54%
SUMMARY	459	452	1.55%



MEDIAN PRICE	2017	2016	% Change
Waimea	\$400,000	\$389,000	2.83%
Koloa	\$713,000	\$649,000	9.86%
Lihue	\$500,000	\$500,000	0.00%
Kawaihau	\$575,000	\$527,500	9.00%
Hanalei	\$1,200,000	\$1,135,000	5.73%
SUMMARY	\$667,000	\$624,500	6.81%



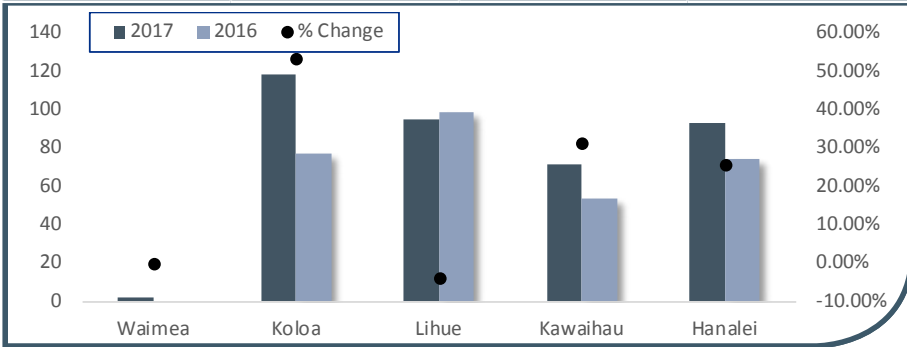
SALES VOLUME	2017	2016	% Change
Waimea	\$20,660,134	\$14,892,364	38.73%
Koloa	\$128,239,340	\$108,459,689	18.24%
Lihue	\$32,489,000	\$28,091,549	15.65%
Kawaihau	\$81,171,953	\$95,789,047	-15.26%
Hanalei	\$190,908,563	\$180,727,177	5.63%
SUMMARY	\$453,468,990	\$427,959,826	5.96%



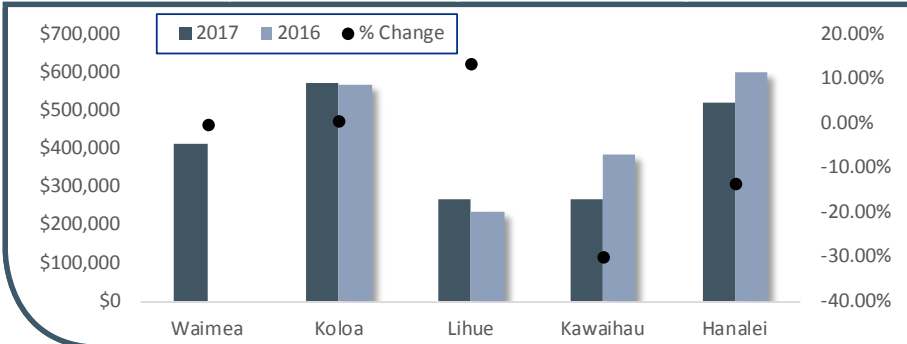
*All information taken from Kauai Board of Realtors & Hawaii Information Services. MLS Sales Data information shown herein, while not guaranteed, is derived from sources deemed reliable. Old Republic Title is providing this information as a free customer service and makes no warranties or representations as to its accuracy.



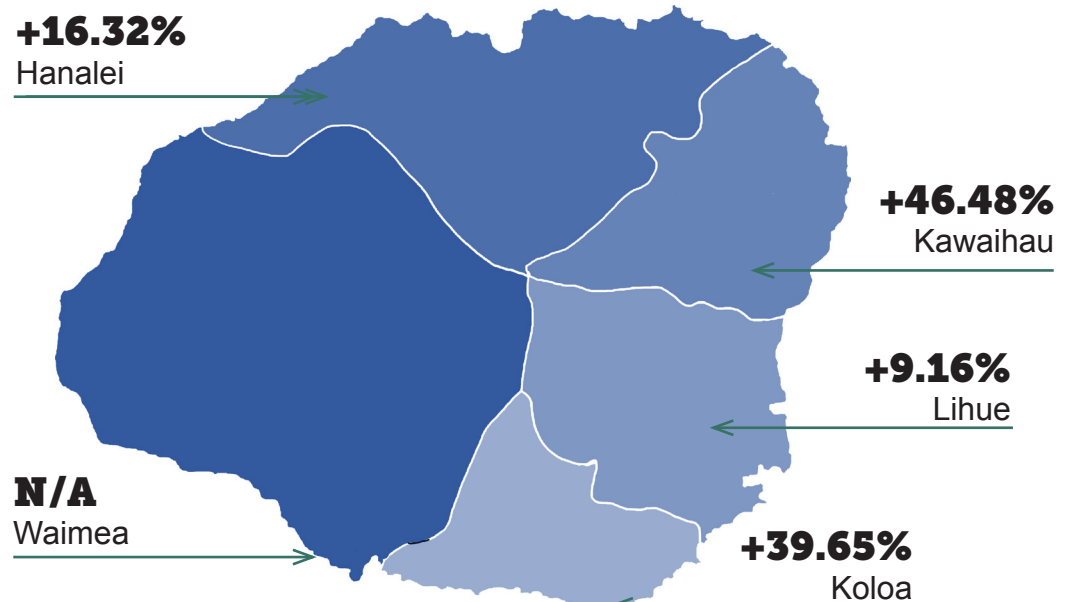
CLOSED SALES	2017	2016	% Change
Waimea	2	-	N/A
Koloa	118	77	53.25%
Lihue	95	99	-4.04%
Kawaihau	71	54	31.48%
Hanalei	93	74	25.68%
SUMMARY	379	304	24.67%



MEDIAN PRICE	2017	2016	% Change
Waimea	\$411,000	\$-	N/A
Koloa	\$572,504	\$570,007	0.44%
Lihue	\$266,000	\$234,000	13.68%
Kawaihau	\$270,000	\$384,950	-29.86%
Hanalei	\$520,000	\$599,500	-13.26%
SUMMARY	\$430,000	\$399,500	7.63%



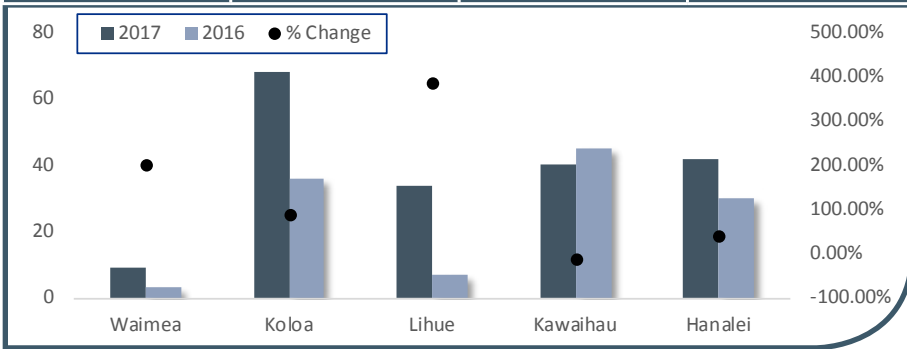
SALES VOLUME	2017	2016	% Change
Waimea	\$822,000	\$-	N/A
Koloa	\$66,220,317	\$47,419,522	39.65%
Lihue	\$27,658,646	\$25,336,707	9.16%
Kawaihau	\$30,185,102	\$20,606,900	46.48%
Hanalei	\$54,677,907	\$47,004,500	16.32%
SUMMARY	\$179,563,972	\$140,367,629	27.92%



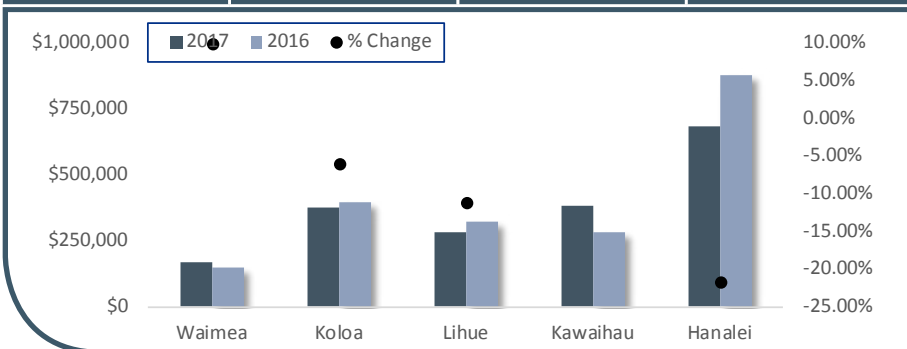
*All information taken from Kauai Board of Realtors & Hawaii Information Services. MLS Sales Data information shown herein, while not guaranteed, is derived from sources deemed reliable. Old Republic Title is providing this information as a free customer service and makes no warranties or representations as to its accuracy.



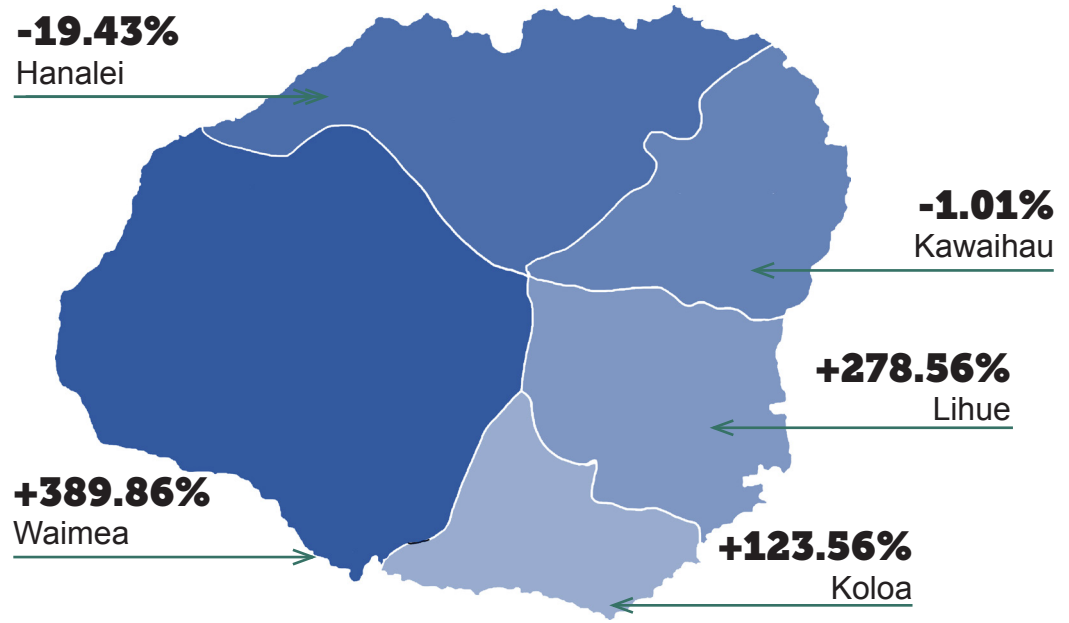
CLOSED SALES	2017	2016	% Change
Waimea	9	3	200.00%
Koloa	68	36	88.89%
Lihue	34	7	385.71%
Kawaihau	40	45	-11.11%
Hanalei	42	30	40.00%
SUMMARY	193	121	59.50%



MEDIAN PRICE	2017	2016	% Change
Waimea	\$165,000	\$150,000	10.00%
Koloa	\$373,500	\$397,500	-6.04%
Lihue	\$284,000	\$320,000	-11.25%
Kawaihau	\$382,500	\$280,000	36.61%
Hanalei	\$685,000	\$875,000	-21.71%
SUMMARY	\$375,000	\$395,000	-5.06%



SALES VOLUME	2017	2016	% Change
Waimea	\$1,714,500	\$350,000	389.86%
Koloa	\$37,135,264	\$16,611,000	123.56%
Lihue	\$10,194,000	\$2,694,500	278.33%
Kawaihau	\$20,565,160	\$20,775,070	-1.01%
Hanalei	\$35,392,000	\$43,927,500	-19.43%
SUMMARY	\$105,000,924	\$84,358,070	24.47%



*All information taken from Kauai Board of Realtors & Hawaii Information Services. MLS Sales Data information shown herein, while not guaranteed, is derived from sources deemed reliable. Old Republic Title is providing this information as a free customer service and makes no warranties or representations as to its accuracy.