

JULY



SINGLE FAMILY



CONDOMINIUMS



VACANT LAND

MEDIAN SALES PRICE	2017	\$565,000 ▼	\$360,000 ▼	\$425,000 ▲
	2016	\$750,000	\$425,000	\$395,000

CLOSED SALES	2017	51 ▲	32 ▲	17
	2016	40	31	17

NEW ACTIVE LISTINGS	2017	38	32 ▲	29 ▲
	2016	38	30	11

VOLUME SALES	2017	\$44,935,800 ▲	\$14,207,100 ▼	\$16,435,448 ▲
	2016	\$38,283,803	\$15,431,248	\$8,004,500

JULY 2017	JULY 2016	JULY 2017	JULY 2016
Closed Sales	Closed Sales	Median Price	Median Price

SINGLE FAMILY HOMES

Waimea	8	2	\$390,000	\$367,500
Koloa	12	12	\$695,000	\$659,000
Lihue	10	6	\$499,500	\$750,000
Kawaihau	10	7	\$549,950	\$719,000
Hanalei	11	13	\$1,400,000	\$1,275,000

CONDOMINIUMS

Waimea	-	-	-	-
Koloa	7	5	\$1,045,000	\$423,250
Lihue	13	8	\$265,000	\$252,500
Kawaihau	9	11	\$465,800	\$429,950
Hanalei	7	4	\$640,000	\$605,000

VACANT LAND

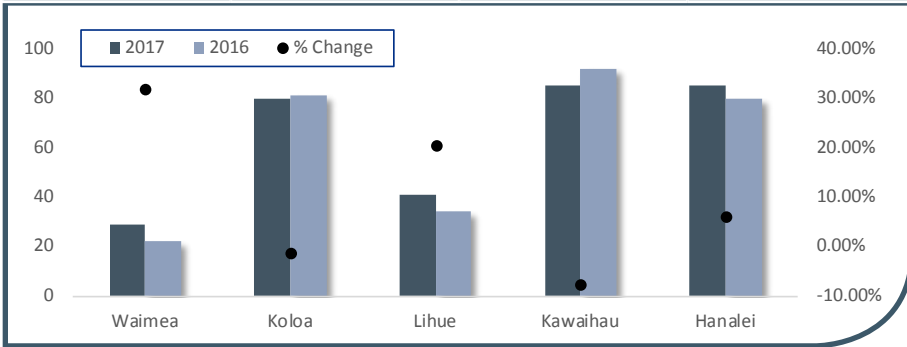
Waimea	1	-	\$100,000	-
Koloa	7	5	\$425,000	\$580,000
Lihue	1	2	\$335,000	\$301,000
Kawaihau	7	7	\$889,448	\$240,000
Hanalei	1	3	\$320,000	\$500,000

All information taken from Kauai Board of Realtors & Hawaii Information Services. MLS Sales Data information shown herein, while not guaranteed, is derived from sources deemed reliable. Old Republic Title is providing this information as a free customer service and makes no warranties or representations as to its accuracy. Data sourced on June 1, 2017.

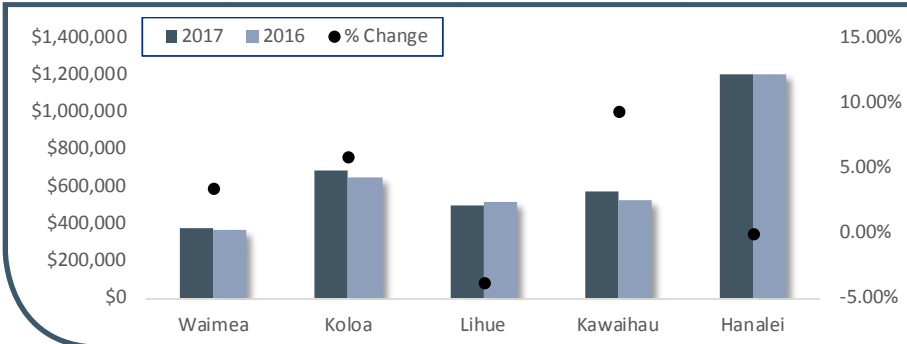
KOLOA				KAPAA						
	Bea Jeal VP, Kauai Manager, Escrow Officer BJeal@ortc.com	Kim Wallis Escrow Officer KWallis@ortc.com	Chelsey Valdez Escrow Assistant CValdez@ortc.com		Preston Brede VP, Branch Manager, Escrow Officer PBrede@ortc.com	Rochelle Keoho Escrow Officer RKeoho@ortc.com	Rose Low Escrow Officer RLow@ortc.com	Chasitee Kimura Escrow Assistant CKimura@ortc.com	Alison Watanabe Escrow Assistant AWatanabe@ortc.com	LEAH RAGSAC Account Executive LRagsac@ortc.com Cell 808-212-4086



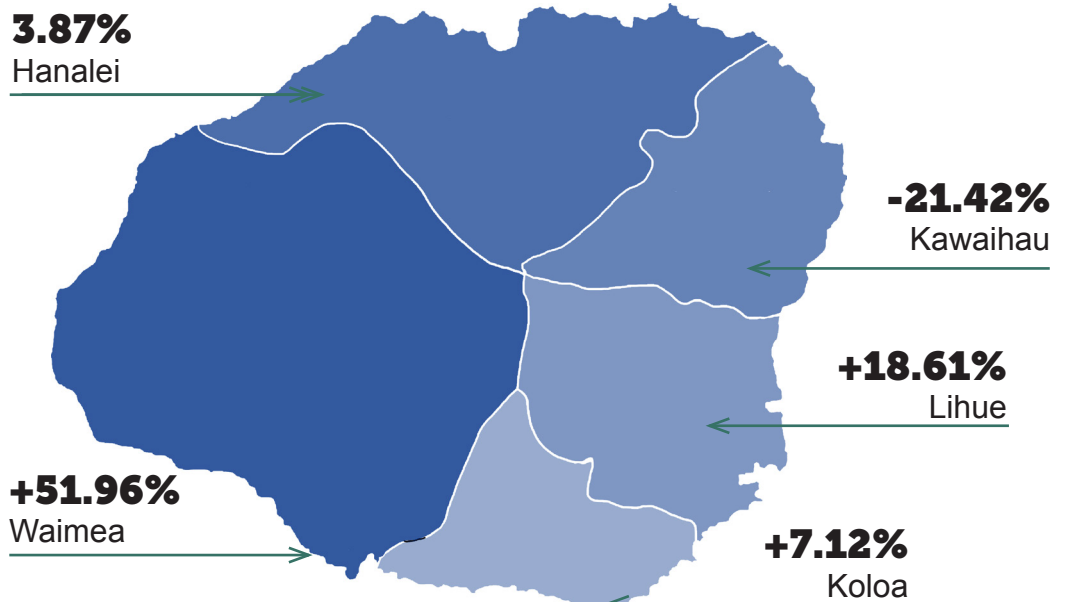
CLOSED SALES	2017	2016	% Change
Waimea	29	22	31.82%
Koloa	80	81	-1.23%
Lihue	41	34	20.59%
Kawaihau	85	92	-7.61%
Hanalei	85	80	6.25%
SUMMARY	320	309	3.56%



MEDIAN PRICE	2017	2016	% Change
Waimea	\$380,000	\$367,500	3.40%
Koloa	\$688,500	\$650,000	5.92%
Lihue	\$500,000	\$520,000	-3.85%
Kawaihau	\$575,000	\$525,750	9.37%
Hanalei	\$1,200,000	\$1,200,000	0.00%
SUMMARY	\$675,000	\$630,000	7.14%



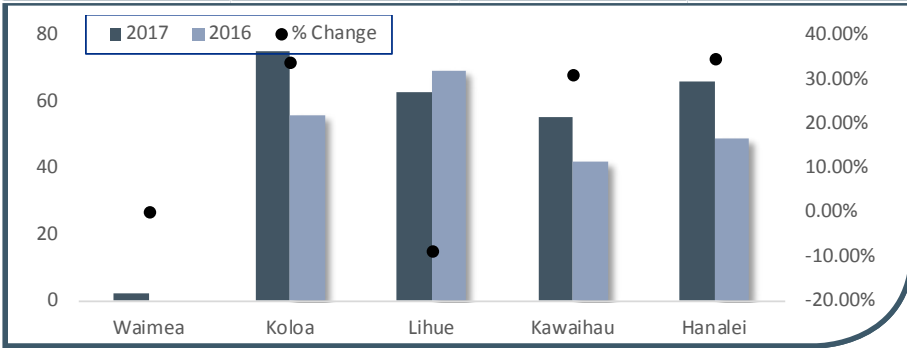
SALES VOLUME	2017	2016	% Change
Waimea	\$13,218,927	\$8,698,920	51.96%
Koloa	\$76,466,440	\$71,382,899	7.12%
Lihue	\$23,713,000	\$19,991,649	18.61%
Kawaihau	\$56,235,469	\$71,561,151	-21.42%
Hanalei	\$143,927,064	\$138,564,302	3.87%
SUMMARY	\$313,560,900	\$310,198,921	1.08%



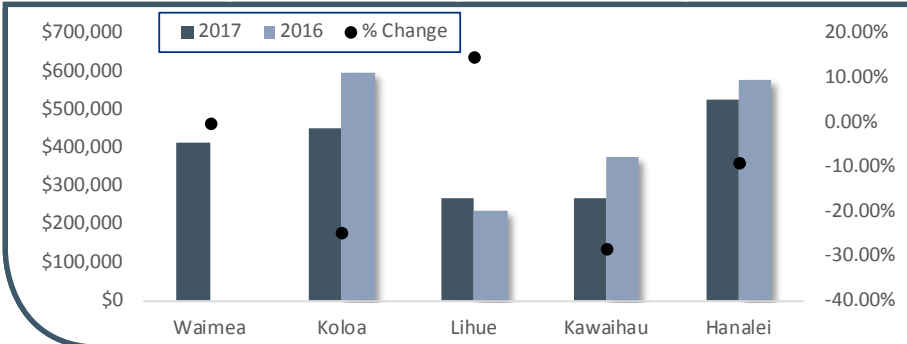
*All information taken from Kauai Board of Realtors & Hawaii Information Services. MLS Sales Data information shown herein, while not guaranteed, is derived from sources deemed reliable. Old Republic Title is providing this information as a free customer service and makes no warranties or representations as to its accuracy.



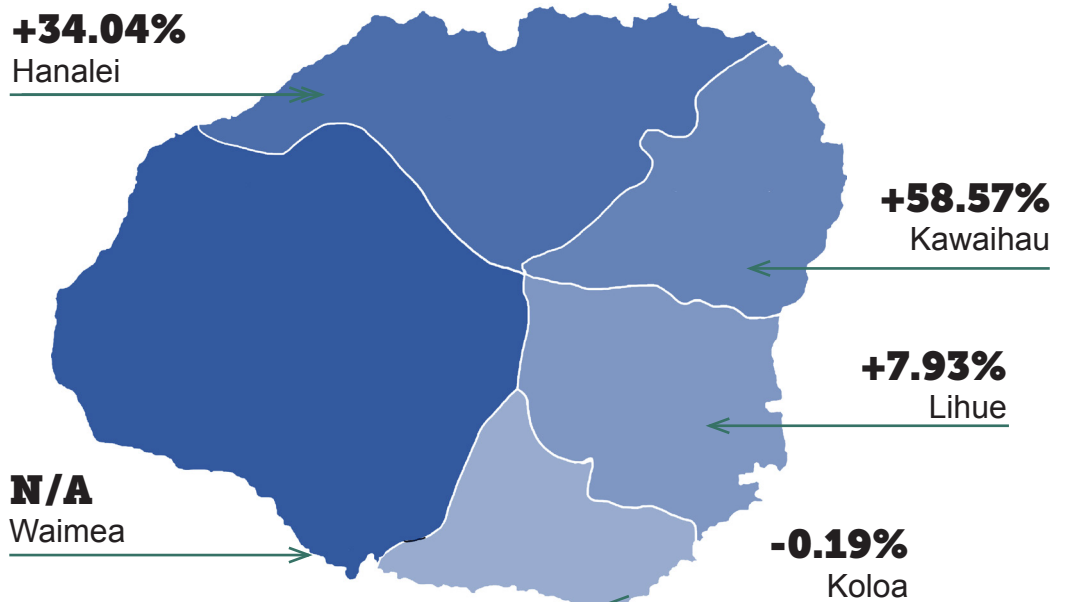
CLOSED SALES	2017	2016	% Change
Waimea	2	-	N/A
Koloa	75	56	33.93%
Lihue	63	69	-8.70%
Kawaihau	55	42	30.95%
Hanalei	66	49	34.69%
SUMMARY	261	216	20.83%



MEDIAN PRICE	2017	2016	% Change
Waimea	\$411,000	-	N/A
Koloa	\$450,000	\$597,500	-24.69%
Lihue	\$267,000	\$233,000	14.59%
Kawaihau	\$270,000	\$377,475	-28.47%
Hanalei	\$523,500	\$575,000	-8.96%
SUMMARY	\$425,000	\$392,000	8.42%



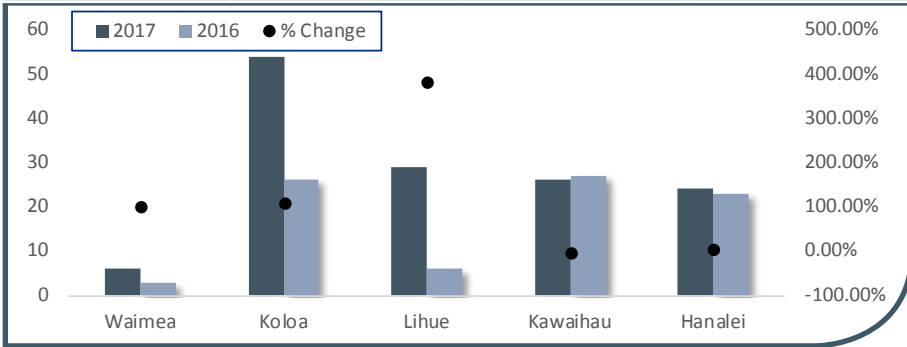
SALES VOLUME	2017	2016	% Change
Waimea	\$822,000	-	N/A
Koloa	\$35,211,000	\$35,277,768	-0.19%
Lihue	\$18,765,646	\$17,386,107	7.93%
Kawaihau	\$25,042,714	\$15,793,050	58.57%
Hanalei	\$39,150,807	\$29,208,000	34.04%
SUMMARY	\$118,992,167	\$97,664,925	21.84%



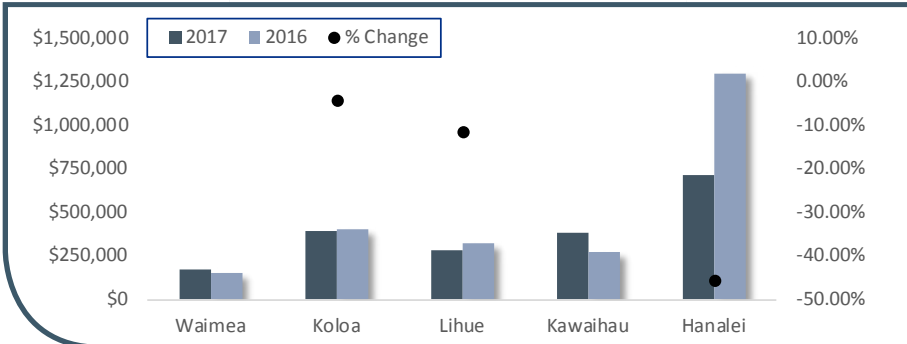
*All information taken from Kauai Board of Realtors & Hawaii Information Services. MLS Sales Data information shown herein, while not guaranteed, is derived from sources deemed reliable. Old Republic Title is providing this information as a free customer service and makes no warranties or representations as to its accuracy.



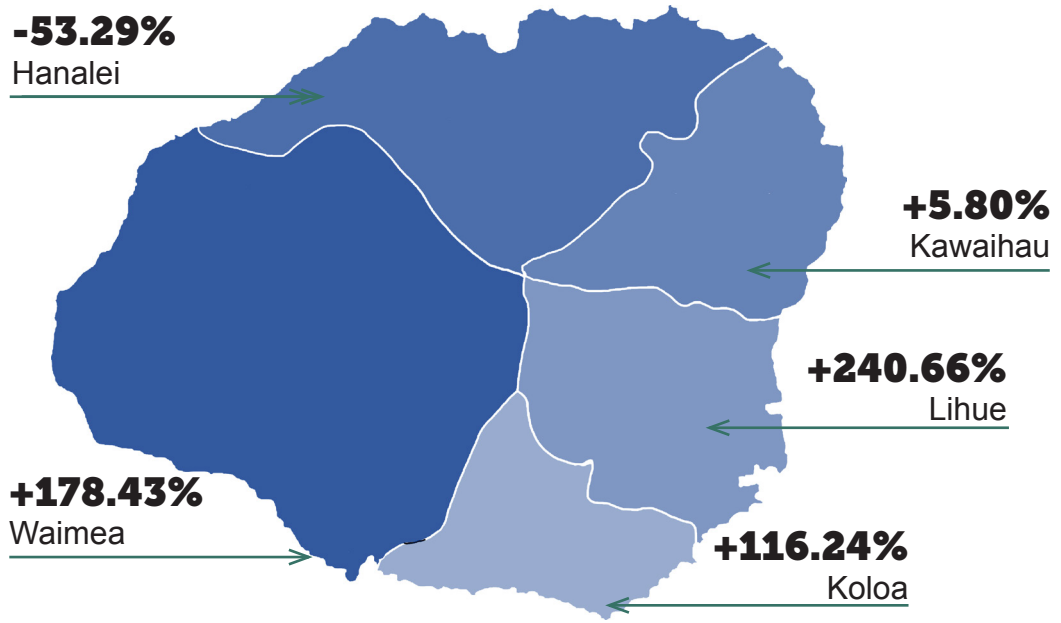
CLOSED SALES	2017	2016	% Change
Waimea	6	3	100.00%
Koloa	54	26	107.69%
Lihue	29	6	383.33%
Kawaihau	26	27	-3.70%
Hanalei	24	23	4.35%
SUMMARY	139	85	63.53%



MEDIAN PRICE	2017	2016	% Change
Waimea	\$172,000	\$150,000	14.67%
Koloa	\$388,500	\$405,000	-4.07%
Lihue	\$284,000	\$320,000	-11.25%
Kawaihau	\$382,500	\$270,000	41.67%
Hanalei	\$710,000	\$1,300,000	-45.38%
SUMMARY	\$350,000	\$400,000	-12.50%



SALES VOLUME	2017	2016	% Change
Waimea	\$974,500	\$350,000	178.43%
Koloa	\$29,233,264	\$13,519,000	116.24%
Lihue	\$8,319,000	\$2,442,000	240.66%
Kawaihau	\$15,035,153	\$14,211,000	5.80%
Hanalei	\$18,162,000	\$38,883,500	-53.29%
SUMMARY	\$71,723,917	\$69,405,500	3.34%



*All information taken from Kauai Board of Realtors & Hawaii Information Services. MLS Sales Data information shown herein, while not guaranteed, is derived from sources deemed reliable. Old Republic Title is providing this information as a free customer service and makes no warranties or representations as to its accuracy.